

## SPECIFICATION

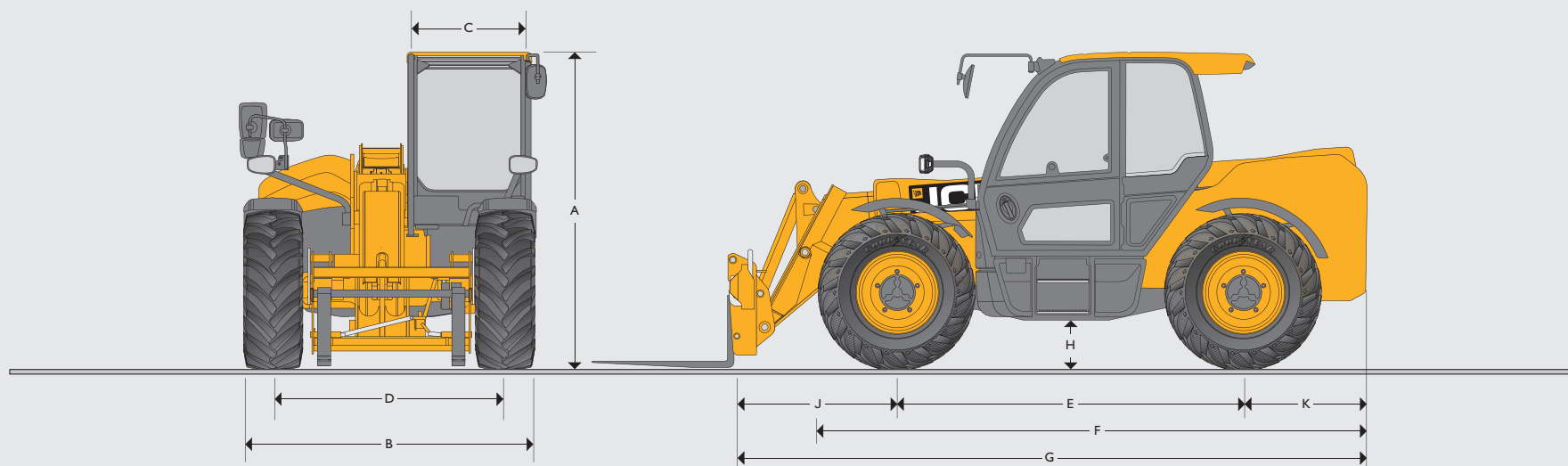


**INDUSTRY & WASTEMASTER LOADALL | 532-70/542-70/560-80**

Gross Power: 81kW (109hp) - 112kW (150hp) | Lift Capacity: 3,200kg - 6,000kg | Lift Height: 7.0m - 7.9m



## STATIC DIMENSIONS



## STATIC DIMENSIONS

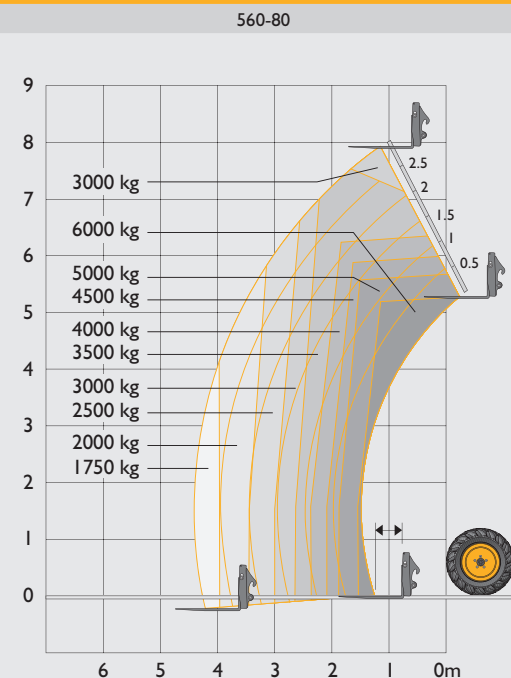
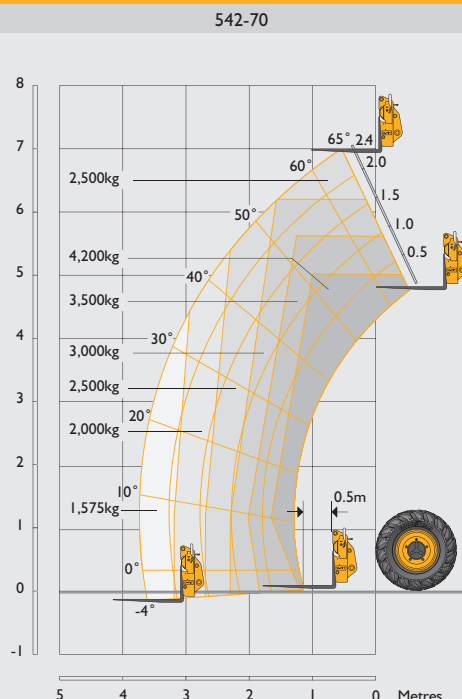
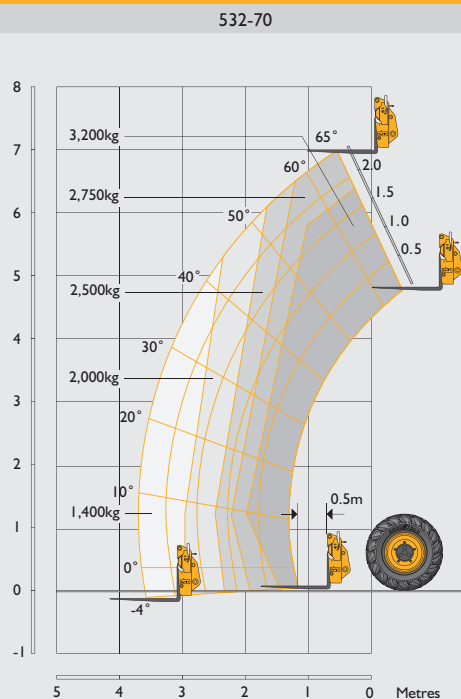
		532-70 (Industry only)	542-70	560-80
A	Overall height	m	2.49	2.67
B	Overall width (over tyres)*	m	2.34	2.49
C	Inside width of cab	m	0.97	0.97
D	Front track	m	1.81	1.99
E	Wheelbase	m	2.75	2.75
F	Overall length to front of tyres	m	4.38	4.55
G	Overall length to front of carriage	m	4.99	5.28
H	Ground clearance	m	0.4	0.43
J	Front wheel centre to carriage	m	1.23	1.23
K	Rear wheel centre to rear face	m	1.01	1.01
	Turn radius (over tyres)	m	3.7	4.1
	Carriage rollback angle (for shovel in carry position degrees)	degrees	42.6	43
	Carriage dump angle (for shovel at full height degrees)	degrees	37.5	43.5
	Weight (IndustryPlus)	kg	7600	10775
	Weight (IndustryPro, Wastemaster)	kg	N/A	11790
	Tyres		460/70 R24	480/80 R26

Machine shown with roof mounted air conditioning fitted.

\* Dependant upon tyre specified.

INDUSTRYPLUS

LIFT PERFORMANCE



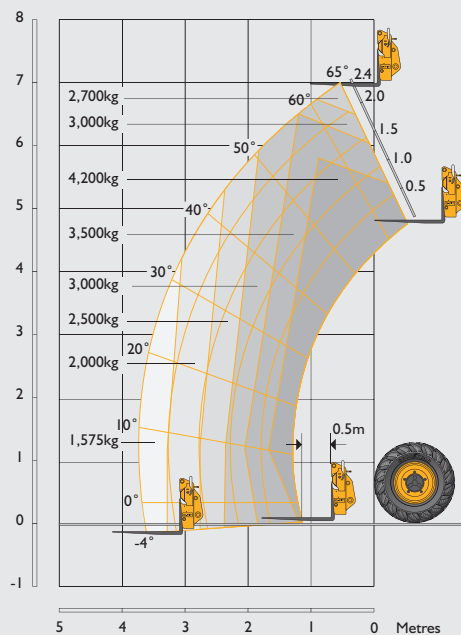
Maximum lift capacity	kg	3200	4200	6000
Lift capacity to full height	kg	2750	2500	3000
Lift capacity at full reach	kg	1400	1575	1750
Lift height	m	7.01	7.01	7.90
Reach at maximum lift height	m	0.48	0.48	0.92
Maximum forward reach	m	3.72	3.73	4.48
Reach with 1 tonne load	m	3.72	3.73	4.48
Placing height	m	6.30	6.30	6.64

Complies with stability test: ISO 2291514:2010

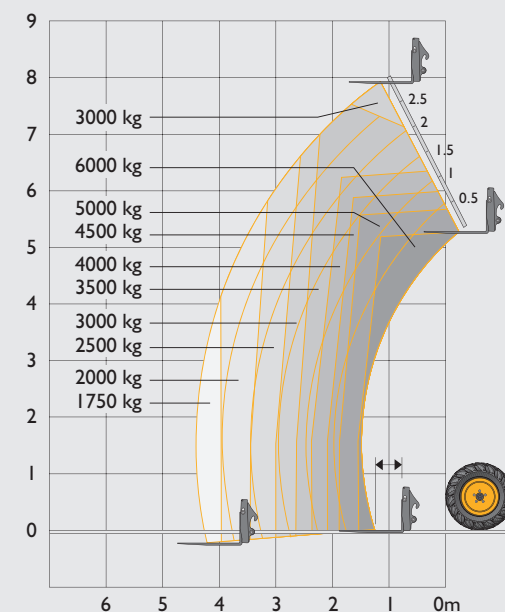
INDUSTRYPRO WASTEMASTER

LIFT PERFORMANCE

542-70



560-80



Maximum lift capacity	kg	4200	6000
Lift capacity to full height	kg	2750	3000
Lift capacity at full reach	kg	1675	1750
Lift height	m	7.01	7.90
Reach at maximum lift height	m	0.48	0.92
Maximum forward reach	m	3.73	4.48
Reach with 1 tonne load	m	3.73	4.48
Placing height	m	6.30	6.64

Complies with stability test: ISO 2291514:2010

ENGINE				
		532-70	542-70	560-80
Manufacturer		JCB		
Emissions level		Stage V		
Model		DieselMAX		
After treatment		SCR, DOC & DPF		
Aspiration		Turbocharged cooled		
Power Rating				
Power @ 2200rpm	hp (Kw)	109 (81)	130 (97)	150 (112)
Torque Rating				
Torque @ 1500rpm Nm	Nm	516	550	600
Specification				
Displacement	ltr	4.8	4.8	4.8
No. of cylinders		4	4	4

HYDRAULICS				
		532-70	542-70	560-80
Operating system pressure	bar	250	260	260
Main hydraulics	l/min	140	140	140
Pump	Variable displacement			
Hydraulic cycle times				
Lift	seconds	4.5	5.2	7.4
Lower	seconds	6.6	5.7	7.9
Extend	seconds	6.7	6.6	8.1
Retract	seconds	5	5	7.1
Bucket dump	seconds	2.7	2.8	2.6
Bucket crowd	seconds	2.3	2.2	2.8

SERVICE CAPACITIES		
Fuel tank	litres	169
DEF tank	litres	20.8
Screenwash tank	litres	6.2
Hydraulic tank	litres	113
Coolant tank	litres	28
Engine oil sump	litres	14

ELECTRICAL SYSTEM		
System voltage	Volt	12
Alternator	Amp/hour	150
Battery capacity	Amp/hour	180

NOISE AND VIBRATION				
		Level	Uncertainty	Measurement conditions
A weighted emission sound pressure level at operator's position (LpA)	dB(A)	69	+/-1	Determined in accordance with the test method and calculations defined in EN 12053:2001
Exterior sound (Stationary)	dB(A)	73	+/-1	Determined in accordance with the test method defined in 2015/96 (Annex III)
Exterior sound (Moving)	dB(A)	84	+/-1	Determined in accordance with the test method defined in 2015/96 (Annex III)
Whole body vibration	m/s <sup>2</sup>	1.03	50%	Determined in accordance with the test method defined in EN 13059 (Machine operating duty: Loader work (stone))
Hand arm vibration	m/s <sup>2</sup>	<2.5	N/A	Determined in accordance with the test method defined in ISO 5349-2: 2001



**ONE COMPANY, OVER 300 MACHINES.**

Your nearest JCB dealer

**INDUSTRY & WASTEMASTER LOADALL** | 532-70/542-70/560-80  
 Gross Power: 81kW (109hp) - 112kW (150hp) | Lift Capacity: 3,200kg - 6,000kg | Lift Height: 7.0m - 7.9m

JCB Sales Limited, Rocester, Staffordshire, United Kingdom ST14 5JP.  
 Tel: +44 (0)1889 590312 | Email: salesinfo@jcb.com  
 Download the very latest information on this product range at: [www.jcb.com](http://www.jcb.com)

©2009 JCB Sales. All rights reserved. No part of this publication may be reproduced, stored in a retrieval system, or transmitted in any form or by any other means, electronic, mechanical, photocopying or otherwise, without prior permission from JCB Sales. All references in this publication to operating weights, sizes, capacities and other performance measurements are provided for guidance only and may vary dependant upon the exact specification of machine. They should not therefore be relied upon in relation to suitability for a particular application. Guidance and advice should always be sought from your JCB Dealer. JCB reserves the right to change specifications without notice. Illustrations and specifications shown may include optional equipment and accessories. All images are correct at time of print. The JCB logo is a registered trademark of J.C. Bamford Excavators Ltd.

